
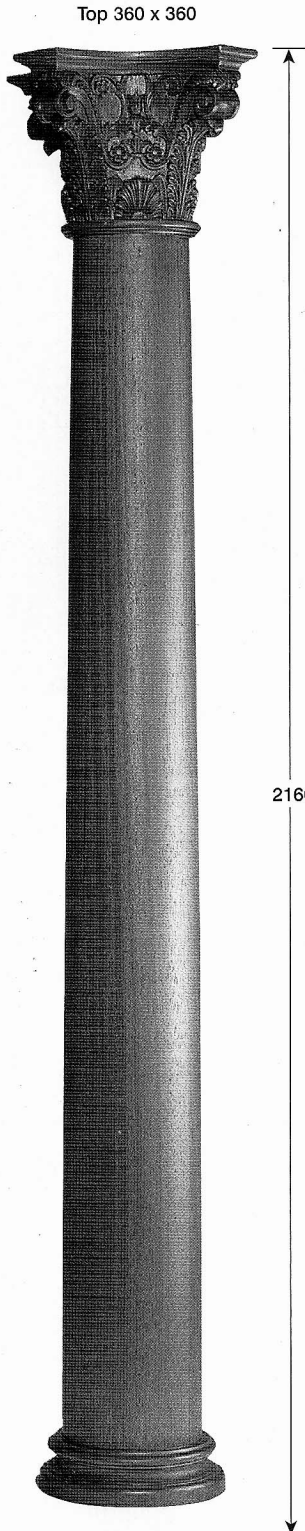



**COLUMNS**



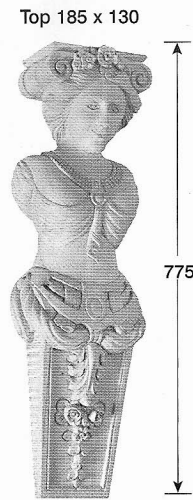
**CAC028**  
Large Corinthian column  
with fluted shaft incorporating  
capital CACA7



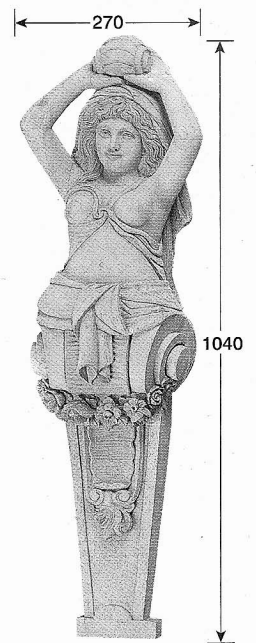
**CAC044**  
Large Corinthian column  
with plain shaft



**CAC033LW**  
Wall mounting  
terminus maiden  
Max projection 155  
Max width 190




**CAC035LW**  
Wall mounting  
female terminus figure  
Max projection 155  
Max width 225



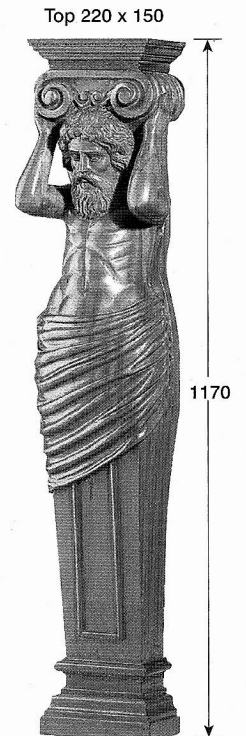
**CAC037**  
Wall mounting female  
terminus figure  
Max projection 180  
Max top projection 150  
Max back width 260



**CAC038**  
Wall mounting  
terminus maiden  
Max width 500  
Max projection 460



**CAC036**  
Wall mounting  
maiden column  
Max projection 140  
Max back width 220



**CAC039**  
Wall mounting male  
terminus figure  
Max projection 200  
Max width 240

**NOTE**  
Columns ATCAC028 and ATCAC044 can be  
shortened by cutting the shaft to remove a  
section and re-fixing the base.